



# CCAP

## COLLEGE AND CAREER ACCESS PATHWAYS

Information for Parents/Guardians & Students

# PRESENTATION OBJECTIVES



We want you to gain:

- a clear understanding of CCAP's purpose.
- Knowledge of what to expect in the CCAP program.
- Guidance on the steps necessary to enroll.
- The benefits of taking community college classes while in high school.





# COLLEGE AND CAREER ACCESS PATHWAYS

- Formal partnership between SDUSD and SDCCD to offer or expand dual enrollment opportunities.
- College course offered on the high school campus as part of the regular school day.
- Students may earn college credit and high school credit for up to 10 college courses (AR 6172.1)



# COLLEGE AND CAREER ACCESS PATHWAYS

- Developing seamless pathways from high school to
  - Career Technical Education
  - Preparation For Transfer
- Offering dual enrollment opportunities for students who may not already be college bounds or who are underrepresented in higher education.
- Improving high school graduation rates.
- Helping high school pupils achieve college and career readiness.

# BENEFITS OF CCAP



## Save Money

CCAP courses are tuition-free and continue on to Promise.



## Earn credit

Earn credit towards high school graduation.



## Save Time

Reduce the time to complete a college degree or certification.



## Gain Experience

Experience college level courses, weighted HS GPA

# CCAP



# CCAP ALUMNI SPOTLIGHT


## BREANNA'S STORY

Quote from Breanna: "I was kind of hesitant. I wasn't a straight-A student, so I didn't know if I could handle college. I gave it a shot and it worked out. I was thinking about going to Miramar, but taking those [CCAP] classes ensured it."


Full Article: [Creating Pathways to College Credit](#)




Breanna's  
Pathway:




CCAP at  
Mira Mesa High



Miramar College  
Promise Program



Transferred to  
UCLA



# What to Expect

- Students review available courses offered, discuss with school counselor appropriate courses.
- CCAP are an introduction to college coursework academically rigorous.
- Review participation criteria and student/parent acknowledgement
- Students will need to practice self advocacy and time management.



# Tips for Success

- Students communicate and attend office hours with the college professor throughout the semester.
- Use college campus tutoring services as needed.
- Submit assignments on time, prepare for quizzes / tests.
- Follow drop process if wishing to drop a course. Receiving a W (withdrawal) or failing a course may have financial aid implications for the future.



# City College Welcome Video

Welcome video to City College from President, Dr. Shabazz

[Video](#)






# STEPS TO ENROLL

For students enrolling in a CCAP course for the first time:

- Select course(s) during the HS articulation process
- Create a California Community College Account (CCCApply) (use personal email address, not high school email)
- Complete the [application](#) to SD City, SD Mesa or SD Miramar College and receive a college User ID# (10 digit number) \* View [tutorial](#)
- Setup your @sdccd.edu email! CHECK!
- Student and Parent/Guardian complete Parent Authorization Form through DocuSign
- Login to mySDCCCD student portal
- Login to the SDCCCD Canvas platform for course info

For students with a current SD City, Miramar, or Mesa Application on file:

- Select course(s) during the HS articulation process
- Login to CCCApply to update application if inactive
- Student and Parent/Guardian complete Parent Authorization Form through DocuSign
- Login to mySDCCCD and SDCCCD Canvas platform for course information at start of semester



# SDCCD STUDENT EMAIL AND OFFICE365

Students will receive a "student.sdccd.edu" email account upon registration which allows them to:

- Receive official emails from the San Diego Community College District
- Use applications in the Office 365 for Students such as Word, Excel and OneDrive with 1 TB storage.
- We encourage students to set up email auto forwarding.



Link: [Student Information](#)



# STUDENT/PARENT COLLEGE/UNIVERSITY PARTICIPATION CRITERIA ACKNOWLEDGEMENT

## Acknowledgements:

- Ensure prerequisite coursework is met
- Grade Point Average (GPA) of 2.5 or higher; ideally a minimum of 3.0.
- Some math/english courses require placement determination
- College Application process
- Financial Aid
- Plan in place if student needs to withdraw from course
- College academic probation limits future college courses as HS student
- D/F in college course taken for high school credit - grade is permanently reflected on high school and college transcript
- Courses taken for dual credit are calculated in high school and college GPA
- Ensure student is mature to participate in college/university courses and takes responsibility for safety and conduct
- College instructors are not required to discuss student performance parents/guardians. Parents/guardians are to contact the high school if there are questions or concerns regarding student performance.
- SDDCD partnership programs do not require student to pay tuition, dual and concurrent enrollment may affect a student's ability to receive financial aid in the future.





# IMPORTANT NEXT STEPS

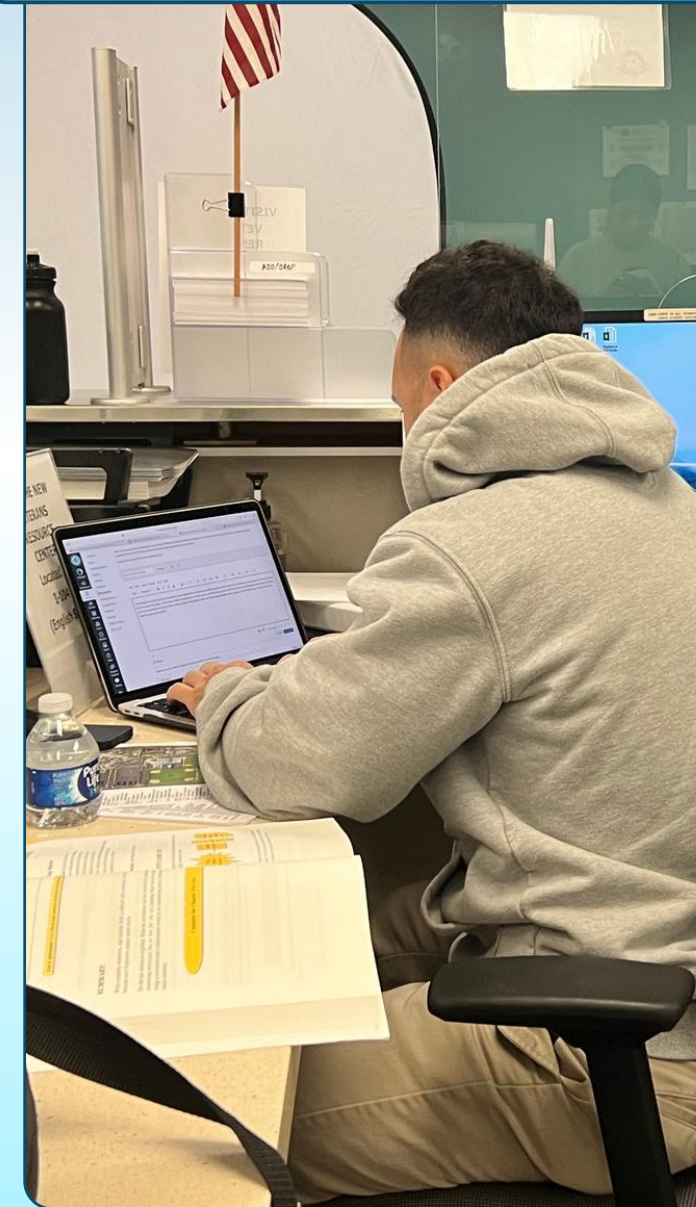
Maintain High school GPA of 2.5+  
(3.0 recommended)



Get approval from high school  
counselor.



Meet college course  
prerequisites, where applicable.



Ensure an active SDCCD College  
Application & a Parent/Guardian  
Authorization form are completed





# FERPA (FAMILY EDUCATIONAL RIGHTS & PRIVACY ACT)

- FERPA applies regardless of where the course is taught, at the college campus and/or the high school site.
- Parents of students taking college classes, regardless of age, do not have a right to access their student's college record without written permission from the student.
- College class instructors are not required to communicate with parents, even with permission of the student.



# SDCCCD STUDENT RESOURCES LINKS



## Tutorial Services

- [City College](#)
- [Mesa College](#)
- [Miramar College](#)



## Counseling, Educational and Career Planning

- [City College](#)
- [Mesa College](#)
- [Miramar College](#)



## College Library

- [City College](#)
- [Mesa College](#)
- [Miramar College](#)



# DISABILITY SUPPORT PROGRAMS & SERVICES (DSPS)

LINKS:

[Mesa College DSPS](#)

[City College DSPS](#)

[Miramar College DSPS](#)

- Students that have high school IEP's or 504 plan are advised to apply to DSPS for college services
- Establish individual accommodations
- Recommend appropriate disability management strategies
- Assist with understanding legal rights and responsibilities
- Students complete the college [DSPS application \(link\)](#) and have DSPS formal intake





# COMPLETE THE CONTACT INFORMATION - COLLECTION FORM

## STUDENT & PARENT/GUARDIAN INFORMATION

- The information provided will be used for the authorization form for student and parent/guardian.
- The student and parent/guardian must complete the authorization form to be enrolled in college courses.

SCAN QR CODE:






# COMPLETE THE FOLLOWING SDUSD FORM

## [College/University, Parent/Guardian & Student Acknowledgement Form](#)

- Student and parent/guardian must review and sign the Student College/University Participation Criteria Form

SCAN QR CODE:



# COLLEGE COURSE DROP PROCESS

## Before dropping a course:

### Consider the following resources....

- Going to office hours with the professor for extra support.
- Mesa, City, and Miramar all offer free tutoring services, which CCAP students are eligible for.



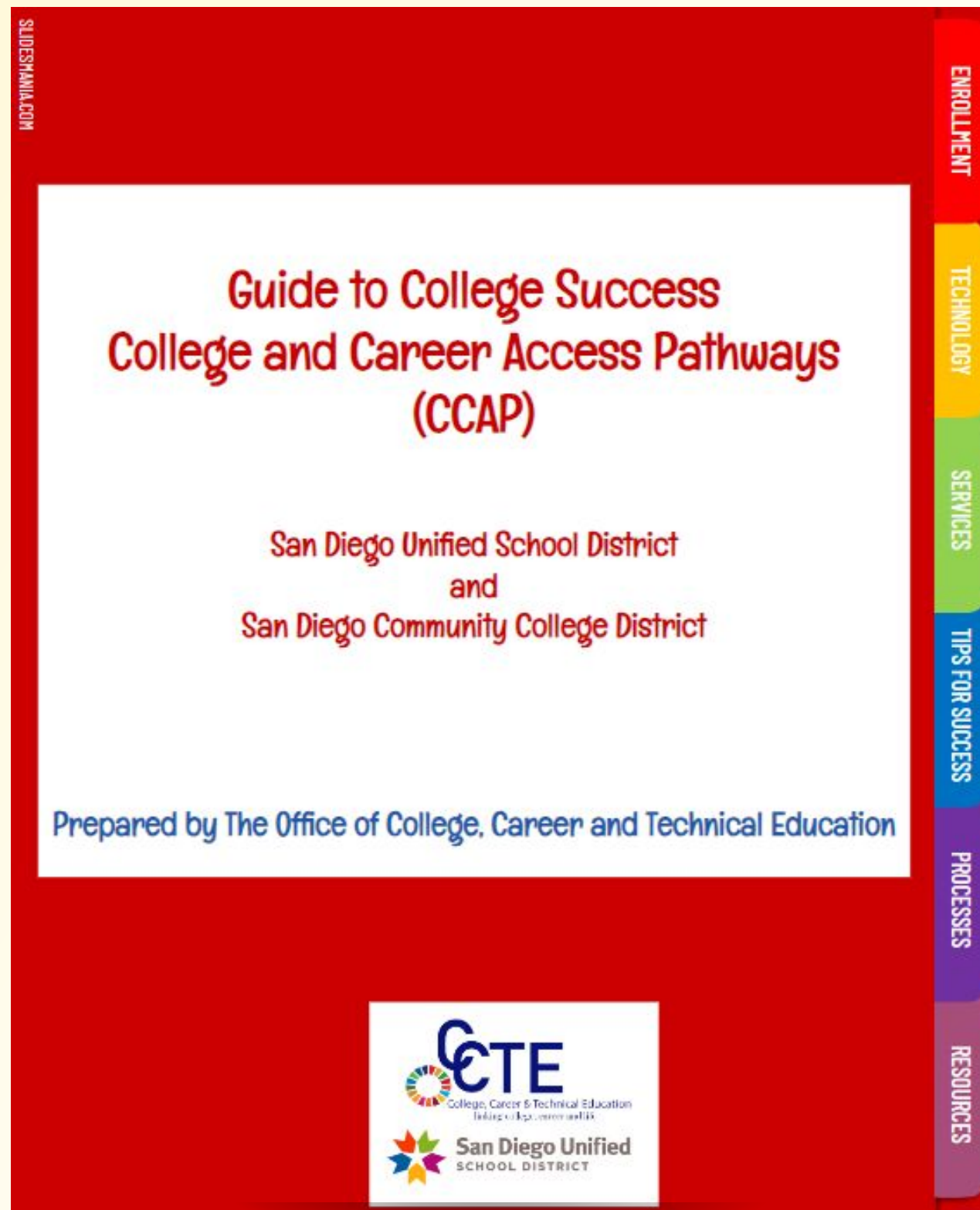
## Steps for dropping a course:

- Student discusses with HS counselor.
  - Graduation requirements
  - Change in schedule
  - Support
- Student informs college professor.
  - Improves communication
- Student drops course in mySDCCD portal.
  - Recommended before drop date (without W/F-Grades of W/D/F limit future college courses)
  - Removes student from college roster



# SDUSD DIGITAL NOTEBOOK FOR CCAP

STUDENTS



LINK: [DIGITAL NOTEBOOK](#)

The digital notebook is a resource for CCAP students to reference while enrolled in a course through the San Diego Community College District.

Sections Covered: Enrollment, Technology, Services, Tips for Success, Processes, and Resources.

# SAN DIEGO COMMUNITY COLLEGE

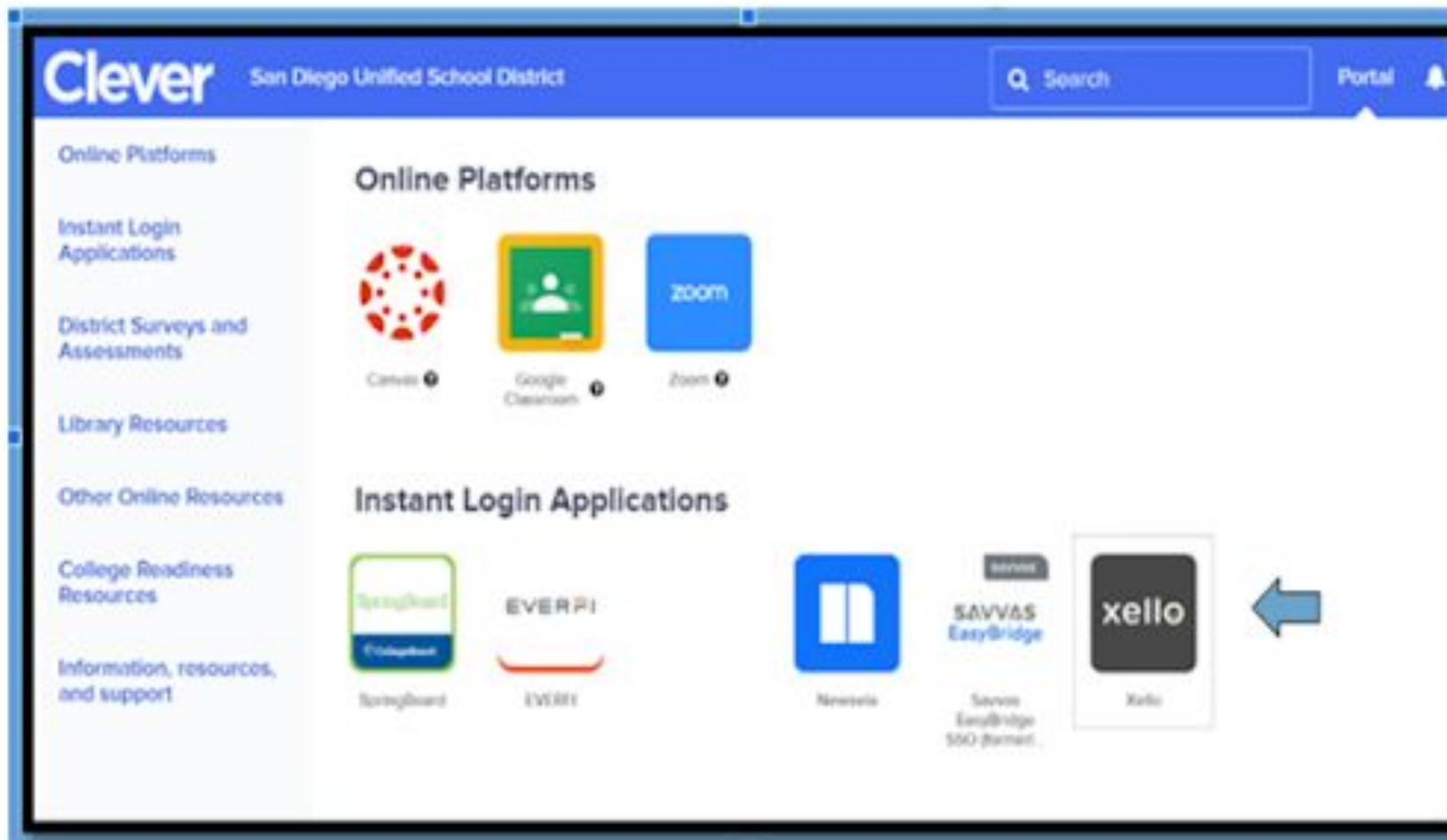
## CSU | UC

- Courses become part of official SDCCD transcript.
- Dual enrollment programs are formal agreements between a high school and a community college, the courses are college courses and must be reported as such on the application.
- Students with Dual Enrollment apply as a freshman
- Students will be required to submit an official college transcript for all college courses completed through a dual enrollment program. This is in addition to the final official high school transcript.



# XELLO

Students Log In through their Clever Portal



Xello is a web-based program that helps prepare our students for future success by developing personalized educational plans, builds self-knowledge based on passions and talents, and help students with critical life skills.

## Features:

- About Me -- Personality Style & Learning Style
- Explore Careers
- Explore Schools
- Explore Majors
- College Planning
- Scholarships

# Thank you!

---

If you have any questions, please contact your High School Counselor.

---

Presented By:

- Sarah Vielma, Director, College, Career and Technical Education
- Alissa Tuter, Head Counselor, College, Career and Technical Education
- Genevieve Esguerra, Dean, San Diego City College, CCAP Program



**COLLEGE AND  
CAREER  
ACCESS  
PATHWAYS**

